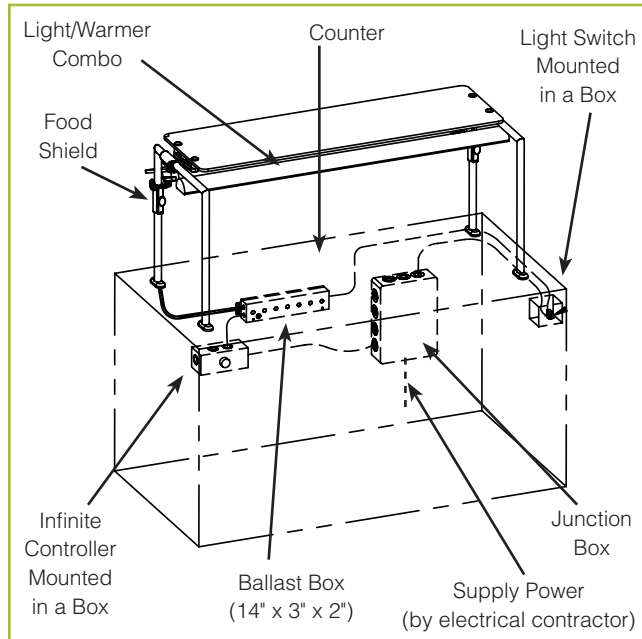
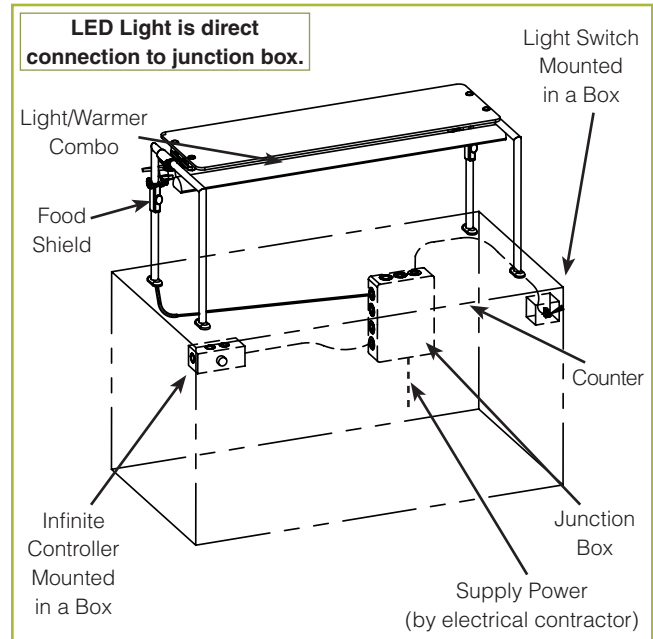


WIRING INSTALLATIONS

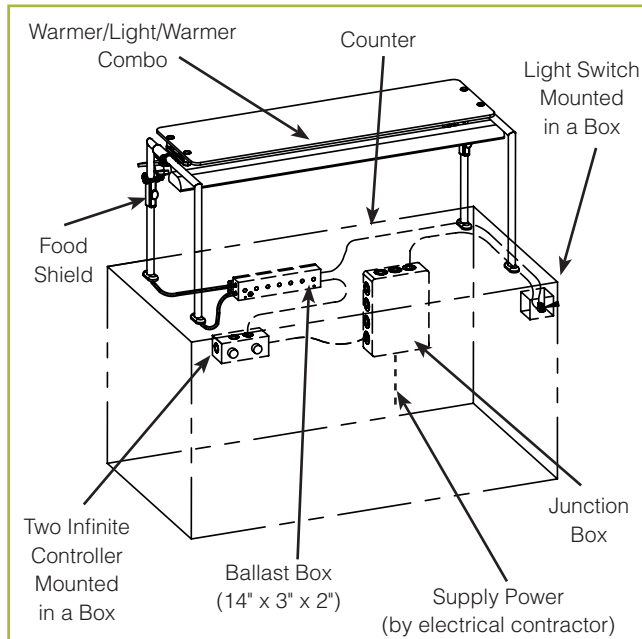
Fluorescent Light/Stealth™ Warmer Combo



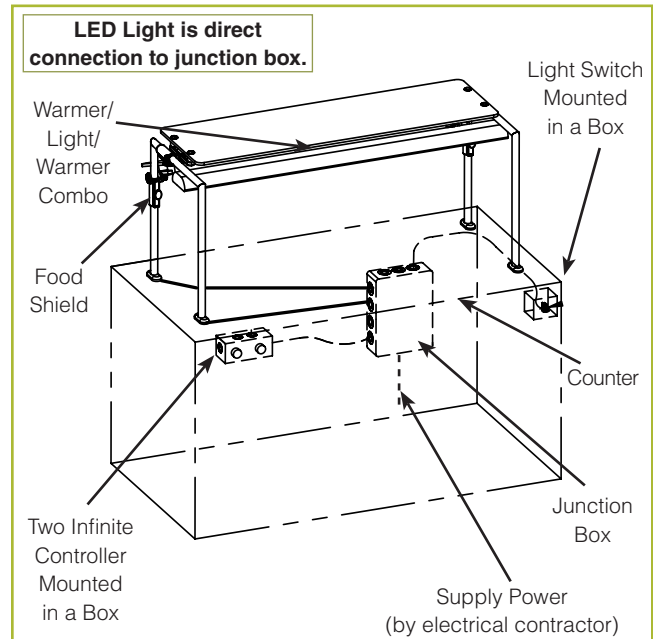
LED Light/Stealth™ Warmer Combo



Stealth™ Warmer Combo Heat Light Heat (Fluorescent)



Stealth™ Warmer Combo Heat Light Heat (LED)

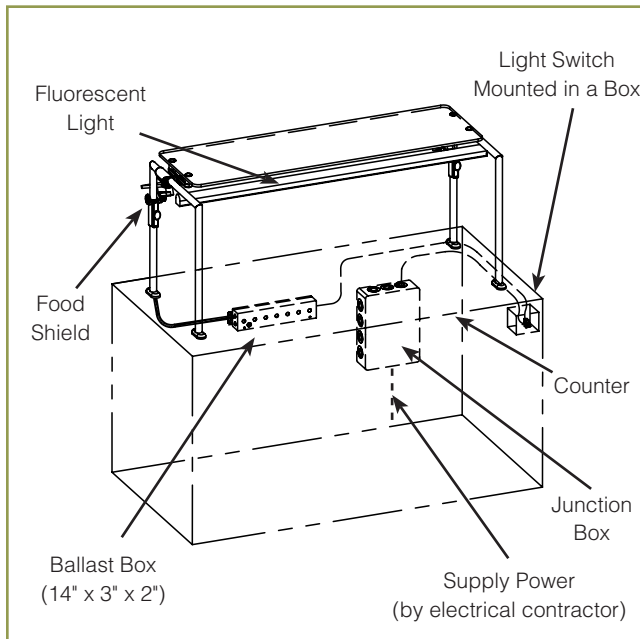


Typical Food Shield Light and Warmer Installations

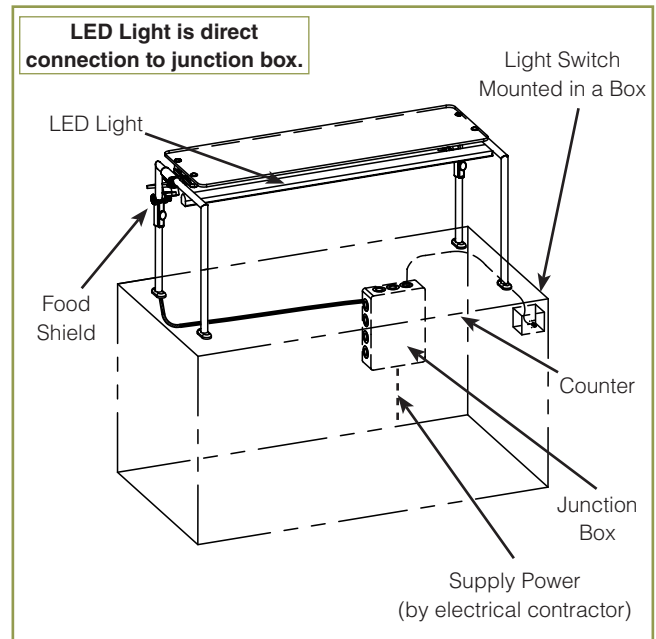
- All wiring should be performed by a certified technician.
- Wires are routed through wire chase/support legs per approved shop drawings.
- Mount the ballast box, infinite controllers near the wire chase/support leg.
- The ballast box, infinite controllers, light switch and 6 feet of conduit/wiring exiting support legs are all provided with all models of BSI, LLC Food Shields. All other components are provided by others.

WIRING INSTALLATIONS

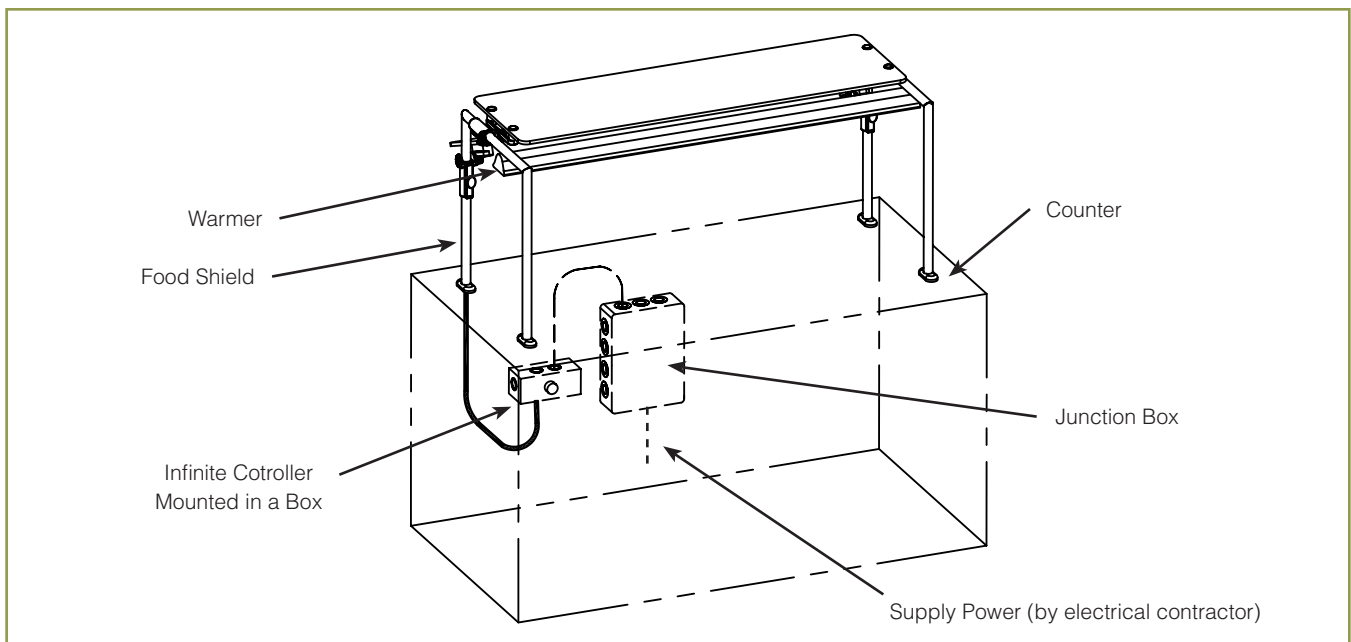
Fluorescent Lights



LED Lights



Stealth™ Warmer

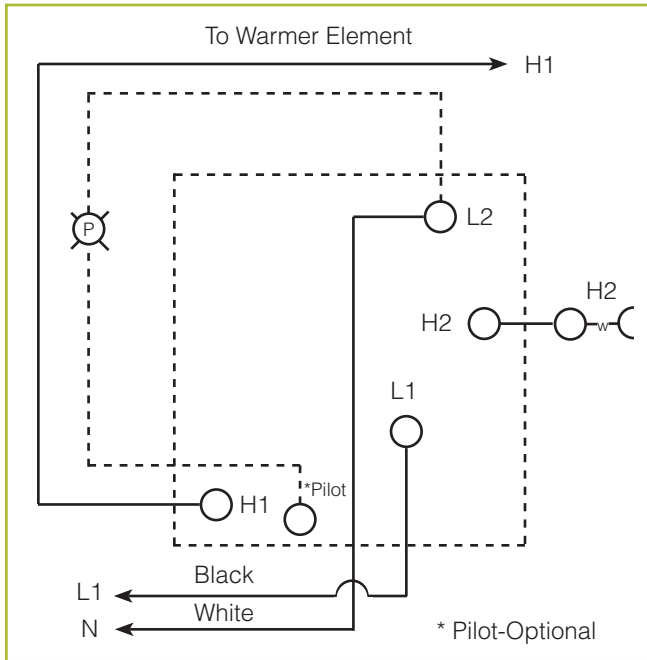


Typical Food Shield Light and Warmer Installations

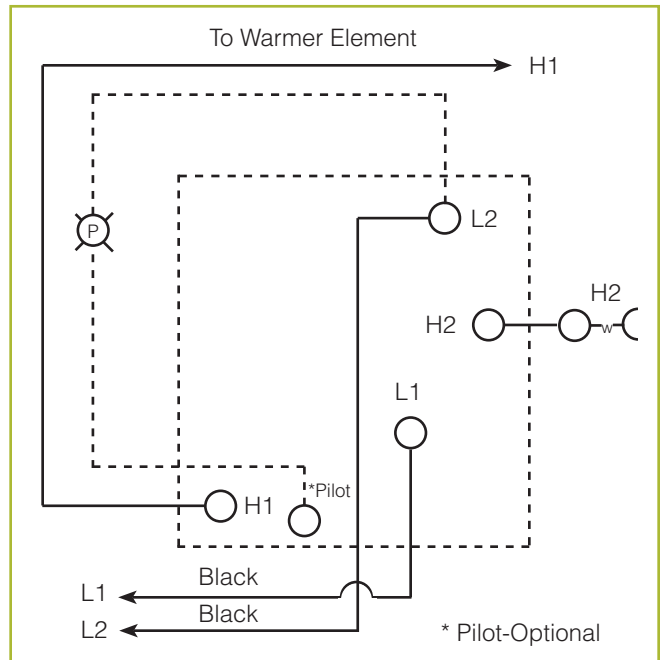
- All wiring should be performed by a certified technician.
- Wires are routed through wire chase/support legs per approved shop drawings.
- Mount the ballast box, infinite controllers near the wire chase/support leg.
- The ballast box, infinite controllers, light switch and 6 feet of conduit/wiring exiting support legs are all provided with all models of BSI, LLC Food Shields. All other components are provided by others.

WIRING DIAGRAMS

Remote Infinite Control for Stealth™ Warmer/Combo Units



Infinite switch (120V) - Part #581

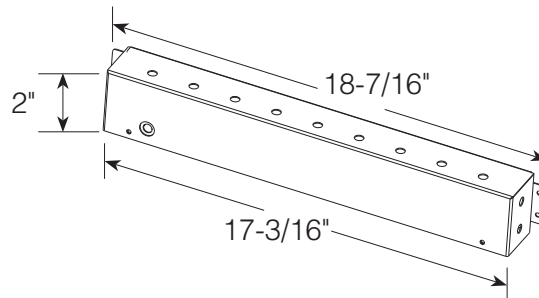


Infinite switch (208V/240V) - Part #582

FLUORESCENT LIGHT BALLASTS

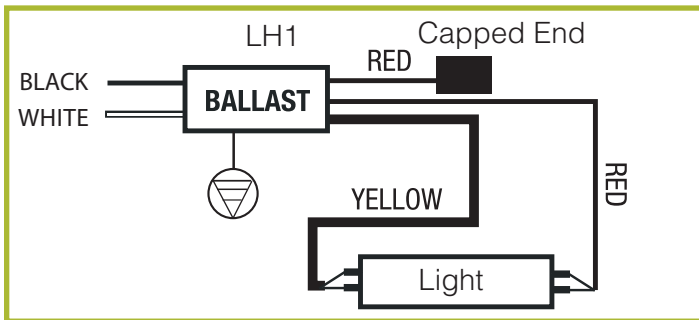


As a standard, all BSI fluorescent lights are supplied with a remote ballast (internal ballasts are available). This UL Listed ballast is supplied in a UL approved box that needs to be located and installed below the counter.



Ballast Box for
 LH1 - Part #509-1 & LH2 - Part #509-2
 LH4 - Part #509-4

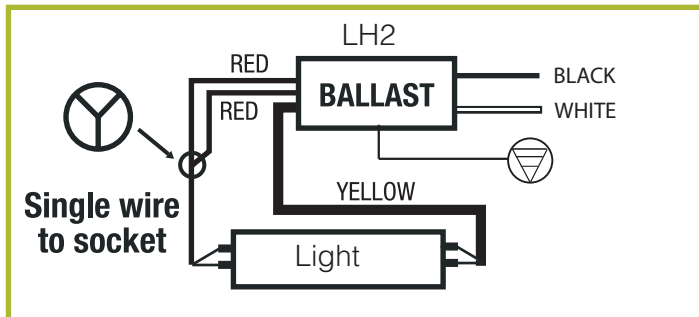
DIAGRAMS FOR FLUORESCENT LIGHTS AND LIGHT/WARMER COMBO UNITS



LONGHORSE 1 - LINEAR

On Stealth Heat/Light Combo

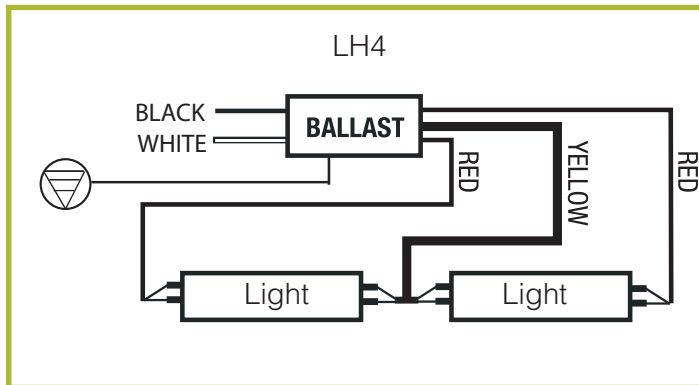
Description	Lamp Type
16"-18" T5 Fluorescent Fixture	F6 / T5
19"-27" T5 Fluorescent Fixture	F8 / T5
28"-39" T5 Fluorescent Fixture	F14/T5
40"-51" T5 Fluorescent Fixture	F21/T5
52"-62" T5 Fluorescent Fixture	F28/T5



LONGHORSE 2 - LINEAR

On Stealth Heat/Light Combo

Description	Lamp Type
65"-74" T5 Fluorescent Fixture	F35 / T5



LONGHORSE 2 - LINEAR

On Stealth Heat/Light Combo

Description	Lamp Type
75"-86" T5 Fluorescent Fixture	(2) F21 / T5

This is the LH2 Ballast but is wired like an LH4.

LONGHORSE 4 - LINEAR

On Stealth Heat/Light Combo

Description	Lamp Type
87"-98" T5 Fluorescent Fixture	(1) F21 & (1) F28 / T5
99"-110" T5 Fluorescent Fixture	(2) F28 / T5
111"-121" T5 Fluorescent Fixture	(1) F28 & (1) F35 / T5
122"-144" T5 Fluorescent Fixture	(2) F35 / T5